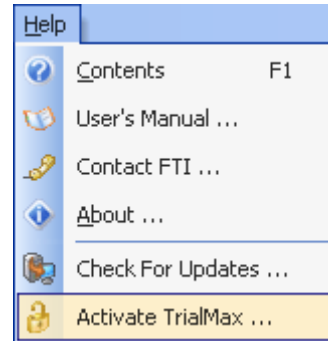


Activate and Update TrialMax

TrialMax operates in Demo Mode only until it is activated. In order to activate TrialMax, your computer needs to be connected to the Internet. If an Internet connection is not possible, please call the TrialMax Help Desk for assistance.

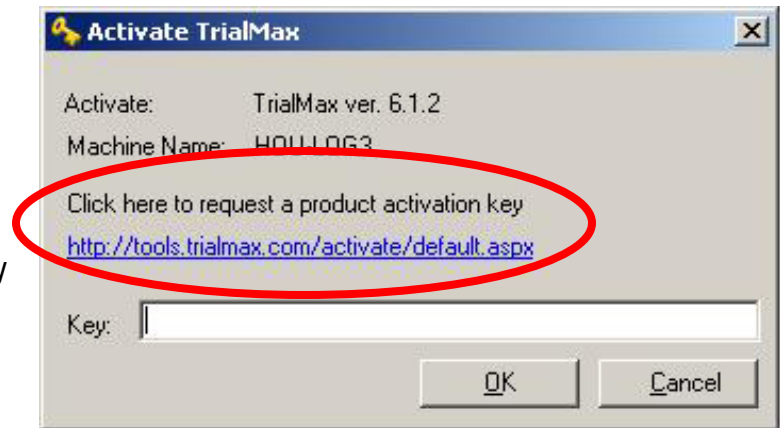
Step 1:

From the Help menu, select "Activate TrialMax"



Step 2:

Click the link on the resulting dialog box. This will launch your web browser to the online activation site. *Note: Your client username/password combination does not go into the Activation Key field in this field.



Step 3:

Complete the online form in your web browser. Make sure your client ID and client password provided by FTI following the submission of your license agreement are entered correctly, these credentials are case sensitive. Click the "Get Activation Key" button.

FTI Consulting.

Program Activation: **TrialMax** Rev. 6.1.2

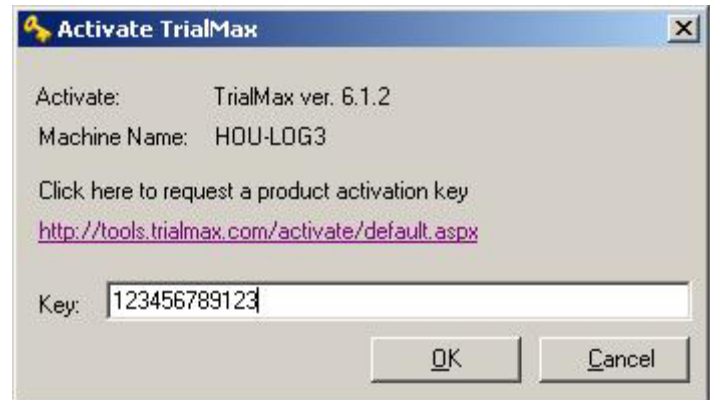
Success: Your Activation key has been mailed to you at edward.flick@fticonsulting.com
Check your email, and enter the Key on your program's Help/Activate screen.

Client ID <input type="text" value="John Doe"/>	User First Name <input type="text" value="John"/>
Client Password <input type="password" value="*****"/>	User Last Name <input type="text" value="Doe"/>
Machine Name <input type="text" value="default"/>	User Email <input type="text" value="john.doe@email.com"/>

Your Activation Key is: **12345678912345**
Copy this number and paste it into the **Key** field of the activation window.

Step 4:

Copy the resulting Activation Key from the online activation page and paste it into the Key field in TrialMax. Click OK

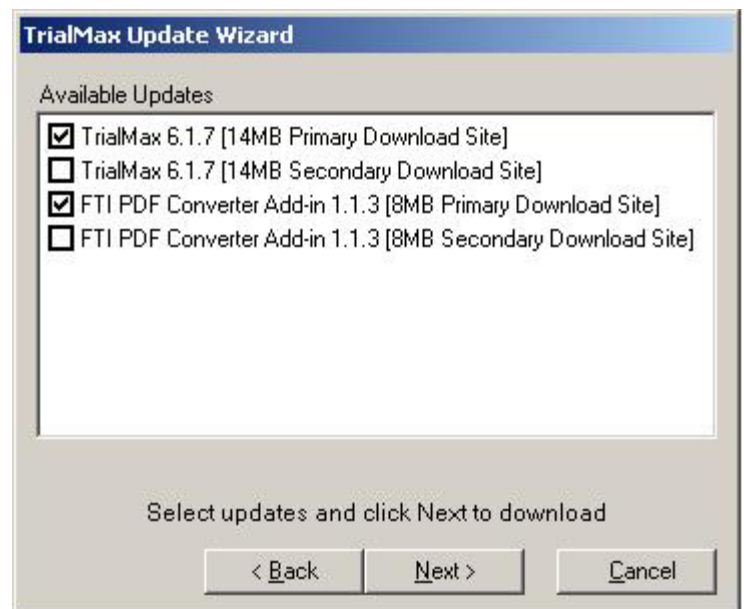


Step 5:

After successful activation, TrialMax will automatically begin the online update process.

Step 6:

Click Next on the Online Updates dialog box. Select the TrialMax newest version number and PDF Converter from one of the available download sites.



Step 7:

Follow the steps provided by the Update Wizard to install the updates.

We recommend that you periodically check for program upgrades by selecting "Check for Updates" from the Help menu. All updates are free of charge and require no further activation.